



Integrity Systems

red meat customer assurance

LIVESTOCK DATA LINK: TECH TIPS

Understanding your data: Carcase compliance



- 1 What is Livestock Data Link (LDL)?
- 2 Why is carcase compliance important?
- 3 How can LDL help increase carcase compliance?
- 4 How do you access carcase compliance information using LDL?

1. What is Livestock Data Link?

Livestock Data Link (LDL) is an online program that enables the timely sharing of carcase information between processors and their producers with the aim of optimising supply chain performance.

LDL uses carcase data from the National Livestock Identification System (NLIS), Meat Standards Australia (MSA) and the Central Animal Health (CAH) databases. On-going research and development activities will expand the number of data sources LDL has access to in the future.

2. Why is carcase compliance important?

MLA research indicates non-compliance with market specifications costs the Australian beef industry an estimated \$127–\$163 million per year. This includes value lost due to:

- downgrades (discounts) for out of specification carcasses (\$51 million per year)
- carcase condemnments (\$64 million per year)
- loss of meat and offal value due to animal health and disease (\$12–49 million per year)

Similarly, the Australian lamb industry has a potential cost of non-compliance to market specification in an excess of \$8.4 million per year based on research conducted by MLA.

3. How can LDL help increase carcase compliance?

LDL allows producers to:

- receive feedback on their consignments
- analyse their feedback and compare it to other results
- access a 'Solutions to Feedback' library to understand what on-farm management practices could be considered to improve the performance of future consignments.

By providing this information in one easy-to-use, online program, LDL makes it easier for producers to analyse results and carcase performance, and understand why carcasses did or did not comply with market specifications. This information, coupled with suggested solutions to common non-compliance issues, can assist producers in making on-farm management decisions that will improve their compliance, and ultimately their bottom lines.

4. How do you access carcase compliance information in LDL?

Start by creating an account. To do this, you need your NLIS user ID and password, then head to ldl.mla.com.au and follow the prompts to register your account. You need to create an account in LDL before you link it to your MyMLA account.

If you don't already have an account with NLIS, you will need to set one up first. Please go to nlis.com.au for more information.

Even if you only breed or consign sheep, and have never previously held an NLIS account, you may still have data available in LDL.

ONCE YOU HAVE CREATED YOUR LDL ACCOUNT:

Step 1

Go to ldl.mla.com.au and enter your NLIS user ID and password and click 'Login'. This will take you through to the LDL dashboard. Alternatively, if you have linked your LDL account in MyMLA, enter through here.

You can access the carcase analysis reports for recent consignments by clicking the 'View' option for each consignment in the Carcase feedback table on the dashboard. Example highlighted in red.



Carcase feedback

Kill Date	Species	Processor	Target Market	Number of head	
21-08-2019	Cattle	JBS Scone – Hunter Valley Quality Meats	Unknown	38	View
13-06-2019	Cattle	NSW	Bred- Not Consigned	1	View
03-06-2019	Cattle	JBS Scone – Hunter Valley Quality Meats	Farm Assurance	75	View
19-11-2018	Cattle	Wingham Beef Exports Pty Limited	MSA Antibiotic Free	50	View
08-11-2018	Cattle	NSW	Bred- Not Consigned	2	View
08-10-2018	Cattle	Wingham Beef Exports Pty Limited	MSA Antibiotic Free	100	View
24-09-2018	Cattle	Wingham Beef Exports Pty Limited	MSA Antibiotic Free	96	View
10-09-2018	Cattle	Wingham Beef Exports Pty Limited	MSA Antibiotic Free	52	View
17-08-2018	Cattle	NSW	Bred- Not Consigned	2	View
31-07-2018	Cattle	NSW	Bred- Not Consigned	2	View
27-07-2018	Cattle	Wingham Beef Exports Pty Limited	MSA	51	View
15-06-2018	Cattle	NSW	Bred- Not Consigned	4	View
28-05-2018	Cattle	Wingham Beef Exports Pty Limited	MSA Antibiotic Free	47	View
19-02-2018	Cattle	Wingham Beef Exports Pty Limited	MSA Antibiotic Free	50	View
05-02-2018	Cattle	Wingham Beef Exports Pty Limited	MSA Antibiotic Free	98	View
02-02-2018	Cattle	Wingham Beef Exports Pty Limited	MSA	44	View
31-01-2018	Cattle	NSW	Bred- Not Consigned	1	View

Step 2

You can also access the carcase analysis report by clicking 'My Reports' at the top of the page and selecting 'Carcase Analysis' from the drop-down menu (highlighted in red).

MY REPORTS

GRIDS

DASHBOARD

CARCASE SUMMARY

[CARCASE ANALYSIS](#)

DETAILS

BENCHMARK

PERFORMANCE %

COMPARE

COMPLIANCE %

COMPLIANCE \$

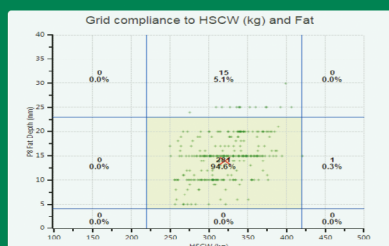
MSA SUMMARY

CARCASE TRENDS

BREEDER SUMMARY

ANIMAL DISEASE AND DEFECT

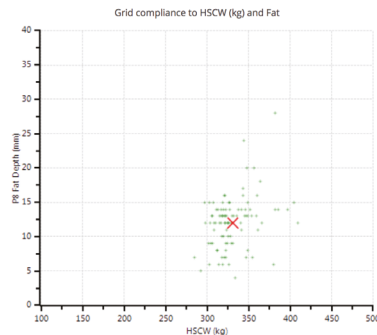
Calculates the carcase compliance for each trait (HSCW, Fat, etc.) against a selected analysis grid as well as providing the cost of non-compliance for consignments or per head.



Step 3

This will take you through to the Carcase Analysis Report page, which will automatically display basic results of your latest consignment on the graph and table.

Carcase Analysis Report



Gender Breakdown Compliance Sweet Spots

Select a Grid to view compliance Select from the list or create [New Grid](#)

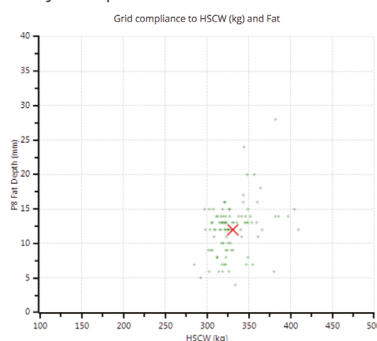
Compliance by Gender				
	Male	Female	Unknown	All
No. Head	100			100
No. Condemned	0			0
Total HSCW (kg)	33,050.0			33,050.0
Max HSCW (kg)	409.0			409.0
Min HSCW (kg)	284.5			284.5
Avg HSCW (kg)	330.5			330.5
Max PB Fat Depth (mm)	28.0			28.0
Min PB Fat Depth (mm)	4.0			4.0
Avg PB Fat Depth (mm)	12.1			12.1
Min Lean Meat Yield %	54.51			54.51
Max Lean Meat Yield %	63.17			63.17
Avg Lean Meat Yield %	61.49			61.49

• View or Download individual [Carcase Details](#)

Step 4

To overlay a grid to view compliance, select an option from the drop-down list, highlighted in red. There are common industry grids pre-programmed into LDL, which are available to use.

Carcase Analysis Report



Gender Breakdown Compliance Sweet Spots

Select a Grid to view compliance **Select from the list** or create [New Grid](#)

Compliance by Gender				
	Male	Female	Unknown	All
No. Head	100			100
No. Condemned	0			0
Total HSCW (kg)	33,050.0			33,050.0
Max HSCW (kg)	409.0			409.0
Min HSCW (kg)	284.5			284.5
Avg HSCW (kg)	330.5			330.5
Max PB Fat Depth (mm)	28.0			28.0
Min PB Fat Depth (mm)	4.0			4.0
Avg PB Fat Depth (mm)	12.1			12.1
Min Lean Meat Yield %	54.51			54.51
Max Lean Meat Yield %	63.17			63.17
Avg Lean Meat Yield %	61.49			61.49

• View or Download individual [Carcase Details](#)

Step 5

The greatest value of LDL comes from customising the grid in LDL based on the processor's to which you consigned stock. The easiest way to create a grid with this information is to click on 'Grids' at the top of the page and click on 'Grid Wizard' from the drop-down menu (highlighted in red). This will take you through to the Grid Wizard and you can follow the prompts to create a new grid.

GRIDS

MY GRIDS

NEW GRID

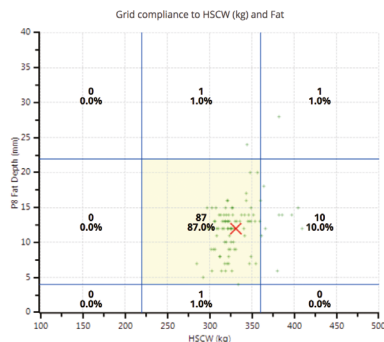
GRID WIZARD

The grid wizard steps you through the process of creating a new grid.

Step 6

When you have selected a grid to view compliance, LDL provides information on the consignment selected against the attributes of the grid selected in the graph and in the table. The figure to the right shows how a consignment complies with the Heavy Yearling industry grid.

Carcase Analysis Report



Gender Breakdown Compliance Sweet Spots

Select a Grid to view compliance: Heavy Yearling_MSA or create [New Grid](#)

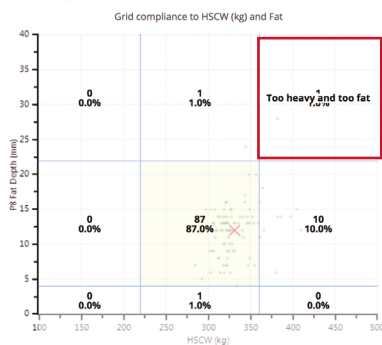
Compliance by Gender				
	Male	Female	Unknown	All
No. Head	100			100
No. Condemned	0			0
Total HSCW (kg)	33,050.0			33,050.0
Max HSCW (kg)	409.0			409.0
Min HSCW (kg)	284.5			284.5
Avg HSCW (kg)	330.5			330.5
Max P8 Fat Depth (mm)	28.0			28.0
Min P8 Fat Depth (mm)	4.0			4.0
Avg P8 Fat Depth (mm)	12.1			12.1
Min Lean Meat Yield %	54.51			54.51
Max Lean Meat Yield %	63.17			63.17
Avg Lean Meat Yield %	61.49			61.49
Non-compliance count	31			31
Non-compliance cost	\$2,314.03			\$2,314.03
Non-compliance cost/head	\$74.65			\$74.65

• View or Download individual [Carcase Details](#)

Step 7

When you place your cursor over different sections of the grid, the reason for compliance or non-compliance with the grid is given, e.g. too light, too heavy, too lean. You can click on any of these reasons for a library of solutions to feedback.

Carcase Analysis Report



Gender Breakdown Compliance Sweet Spots

Select a Grid to view compliance: Heavy Yearling_MSA or create [New Grid](#)

Compliance by Gender				
	Male	Female	Unknown	All
No. Head	100			100
No. Condemned	0			0
Total HSCW (kg)	33,050.0			33,050.0
Max HSCW (kg)	409.0			409.0
Min HSCW (kg)	284.5			284.5
Avg HSCW (kg)	330.5			330.5
Max P8 Fat Depth (mm)	28.0			28.0
Min P8 Fat Depth (mm)	4.0			4.0
Avg P8 Fat Depth (mm)	12.1			12.1
Min Lean Meat Yield %	54.51			54.51
Max Lean Meat Yield %	63.17			63.17
Avg Lean Meat Yield %	61.49			61.49
Non-compliance count	31			31
Non-compliance cost	\$2,314.03			\$2,314.03
Non-compliance cost/head	\$74.65			\$74.65

• View or Download individual [Carcase Details](#)

Find out more

Once you have access to LDL, you can access answers on frequently asked questions and user manuals. These can be found on the support page, accessible by clicking the 'Support' hyperlink on the top right-hand corner of the page.

You can also get more information by visiting integritysystems.com.au/ldl, email ldl@integritysystems.com.au or phoning the helpdesk on 1800 654 743.



A subsidiary of Meat & Livestock Australia