



Integrity Systems

red meat customer assurance

Stand By What You Sell Webinar – for auditors
19 August 2020

Stand by what you sell



PRESENTED BY:



Integrity Systems

red meat customer assurance

A subsidiary of Meat & Livestock Australia



PRESENTATION PARTNER:



SUPPORTED NATIONALLY BY:



SHEEP
PRODUCERS
AUSTRALIA



Introduction

1. Welcome and housekeeping
2. Introduce our speaker and panellists
3. Stand By What You Sell Webinar
4. Q&A with the ISC team
5. Webinar wrap-up

PS: You'll get a recording and resources emailed to you!

PRESENTATION PARTNER:

SUPPORTED NATIONALLY BY:



Stand by what you sell





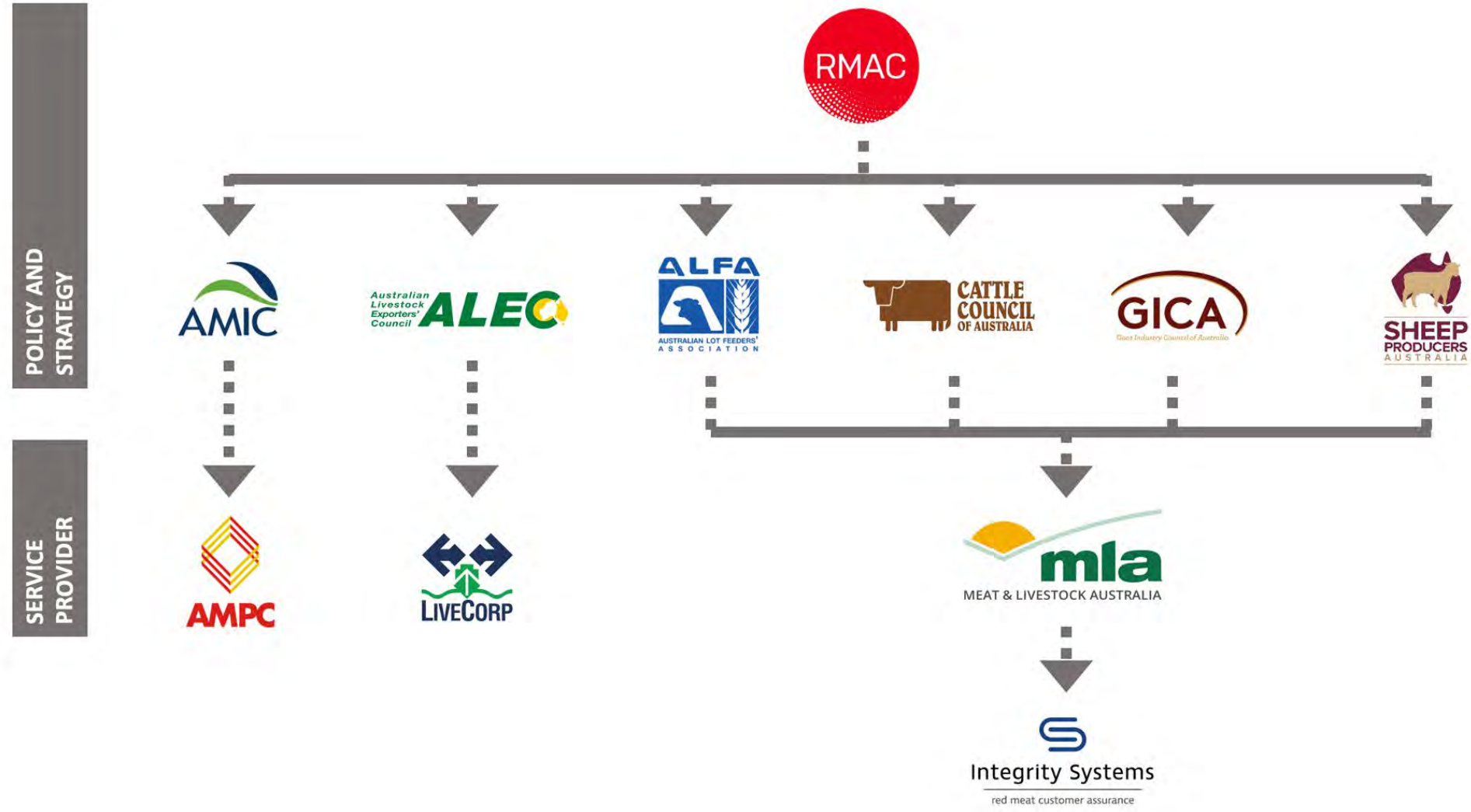
Today's agenda

- The role of the Integrity Systems Company
- The importance of the red meat integrity system
- The integrity system programs - LPA and NLIS
- Changes to NVDs and the faster, easier eNVD platform
- Linking integrity accounts with myMLA and other handy tips
- How to explain the system and recent changes to producers



Integrity Systems Company (ISC)

A subsidiary of Meat & Livestock Australia



Stand by what you sell



About MLA

- Research, Development and Adoption
- Marketing
- Collaborate with Australian Government and wider red meat industry
- Invest in initiatives that contribute to:
 - ✓ Producer profitability
 - ✓ Sustainability
 - ✓ Global competitiveness



About ISC

Integrity Systems Company manages and delivers Australia's red meat integrity system.

This system that underpins consumer confidence in on-farm production of Australian red meat, covering:

- **On-farm assurance** through the Livestock Production Assurance (LPA) program
- **Identification and traceability** of livestock through the National Livestock Identification System (NLIS)



Integrity Systems

red meat customer assurance



Stand by what you sell



The red meat integrity system ...

- Ensures Australian red meat is safe to eat and fully traceable
- Provides on-farm assurance, animal identification and traceability from paddock to plate
- Underpins the livestock selling system, giving confidence to buyers, retailers and consumers



Integrity Systems

red meat customer assurance



Identification & Traceability



On-farm assurance



Why it's so important!

\$28 billion industry
400,000 jobs

80,000 businesses
100 global markets

Mad cow disease UK:

Could mad cow disease come back?
What are the symptoms?

Consumer groups rate fast-food chains on their use of beef produced with antibiotics

Defra plans to introduce new system to record livestock movements by next September

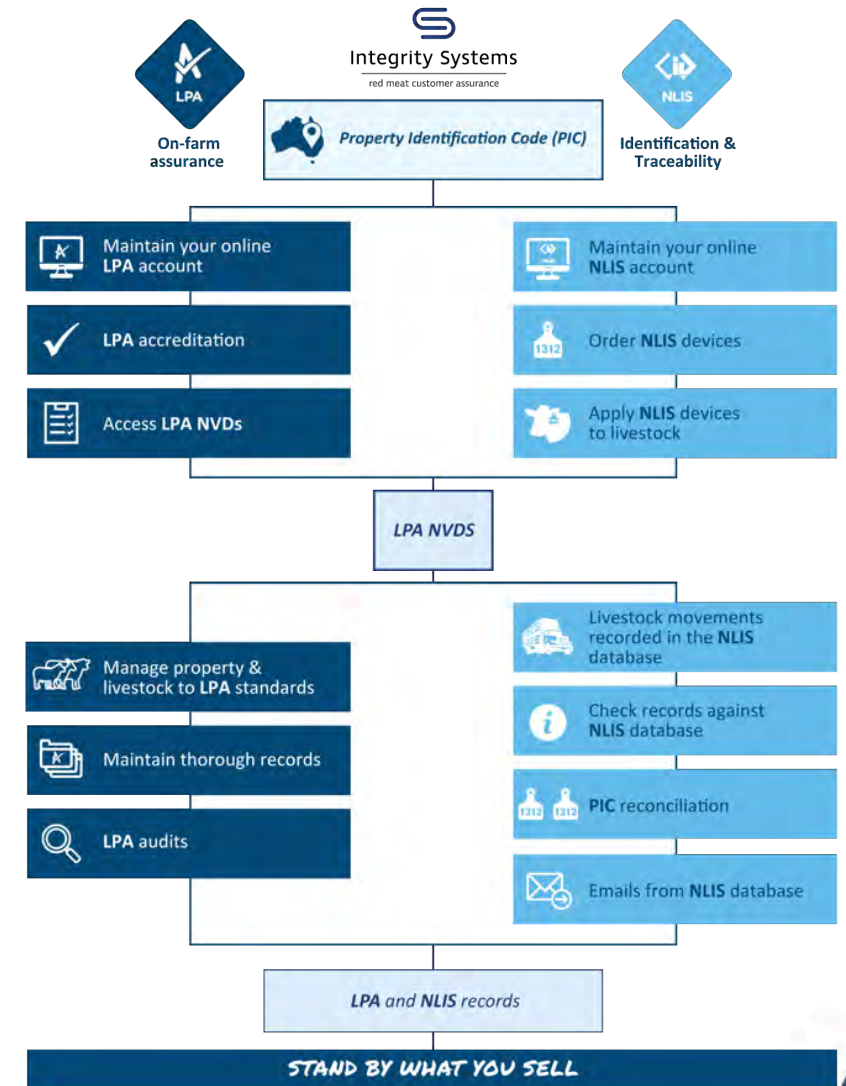
Race for African swine fever vaccine as disease kills estimated 200 million pigs globally

New foot-and-mouth disease case confirmed in Limpopo

We all have a role to play to stand by what we sell



The red meat integrity system ... It's all connected!



Two programs work together to underpin **food safety** and **traceability** on-farm

LPA: On-farm management of food safety, animal welfare and biosecurity risks.



On-farm assurance



Identification & Traceability

NLIS: Tracks the location of every animal throughout its life.

 *Property Identification Code (PIC)*

LPA NVDS

LPA and NLIS records



LPA ... how to explain it to producers



LPA accredited producers commit to carry out on-farm practices that support the integrity of the entire system. This is verified when producers sign LPA NVDs for livestock movements:

1. Property risks assessment
2. Safe and responsible animal treatments
3. Stock foods, fodder crops, grain and pasture treatments
4. Preparation for dispatch of livestock
5. Livestock transactions and movements
6. Biosecurity
7. Animal welfare



NLIS ... how to explain it to producers



NLIS combines three elements to enable the lifetime traceability of animals:

1. All livestock are identified by a visual or electronic eartag/device.
2. All physical locations are identified by means of a Property Identification Code (PIC)
3. All livestock location data and movements are recorded in a central database.



LPA NVD ... how to explain it to producers

LPA NVDs bring together all on-farm assurance, identification and traceability details - the basis for ensuring a safe and traceable food product.

1. The LPA NVD captures food safety information on every animal, every time it moves from property to property, to processors or saleyards.
2. NVDs provide evidence of livestock history and on-farm practices when transferring livestock through the value chain.





TRUSTED BY
CONSUMERS.



VALUED BY
INDUSTRY.

NVD changes in 2020

- Changes to NVD versions for all species
- New eNVD system released ... visit www.envd.integritysystems.com.au
- eDEC decommissioning



New versions of LPA NVDs for all species NOW AVAILABLE

Identified by version number 0720

Current versions accepted until
31 DECEMBER 2020

New versions only (0720) from
1 JANUARY 2021

STAND BY WHAT YOU SELL
integritysystems.com.au/nvd

eNVD. The faster, easier way to complete livestock consignments.

NATIONAL VENDOR DECLARATION (CATTLE) AND WAYBILL (0720)

NATIONAL VENDOR DECLARATION (GOATS) AND WAYBILL (0720)

NATIONAL VENDOR DECLARATION (SHEEP AND LAMBS) AND WAYBILL (0720)



Stand by what you sell



Sheep & Lamb

- Added field for 'Number of electronic NLIS devices in this consignment'
- Added Destination PIC (REQ: WA & TAS) field
- Added one more row for Question 7 additional information
- Added email address field in Declaration section
- Removal of Part C - Agent's Declaration

HOW TO COMPLETE

SHEEP & LAMB 0720 NVD SAMPLE

More details on LPA NVD changes ...

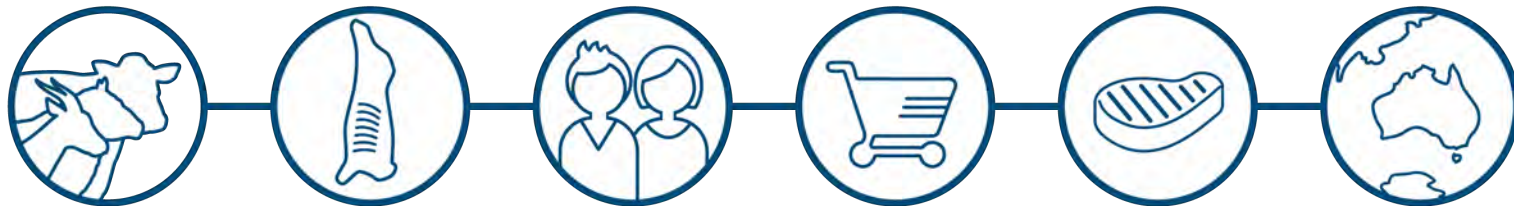
- Find out what's changed
- Download 'how to complete' sheet
- Download NVD samples

www.integritysystems.com.au/NVD-0720



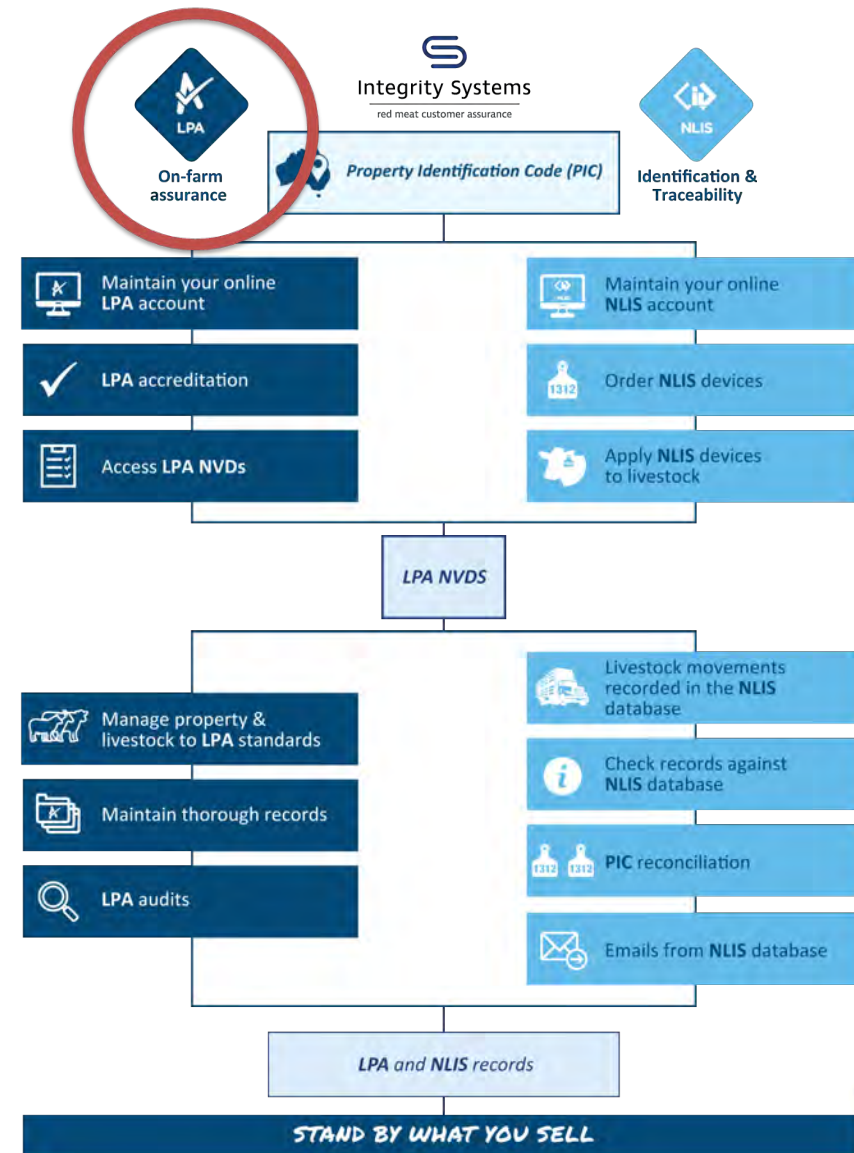
Can you stand by what you sell?

Practical insights so all sectors of the livestock industry can meet the requirements of Australia's red meat integrity system



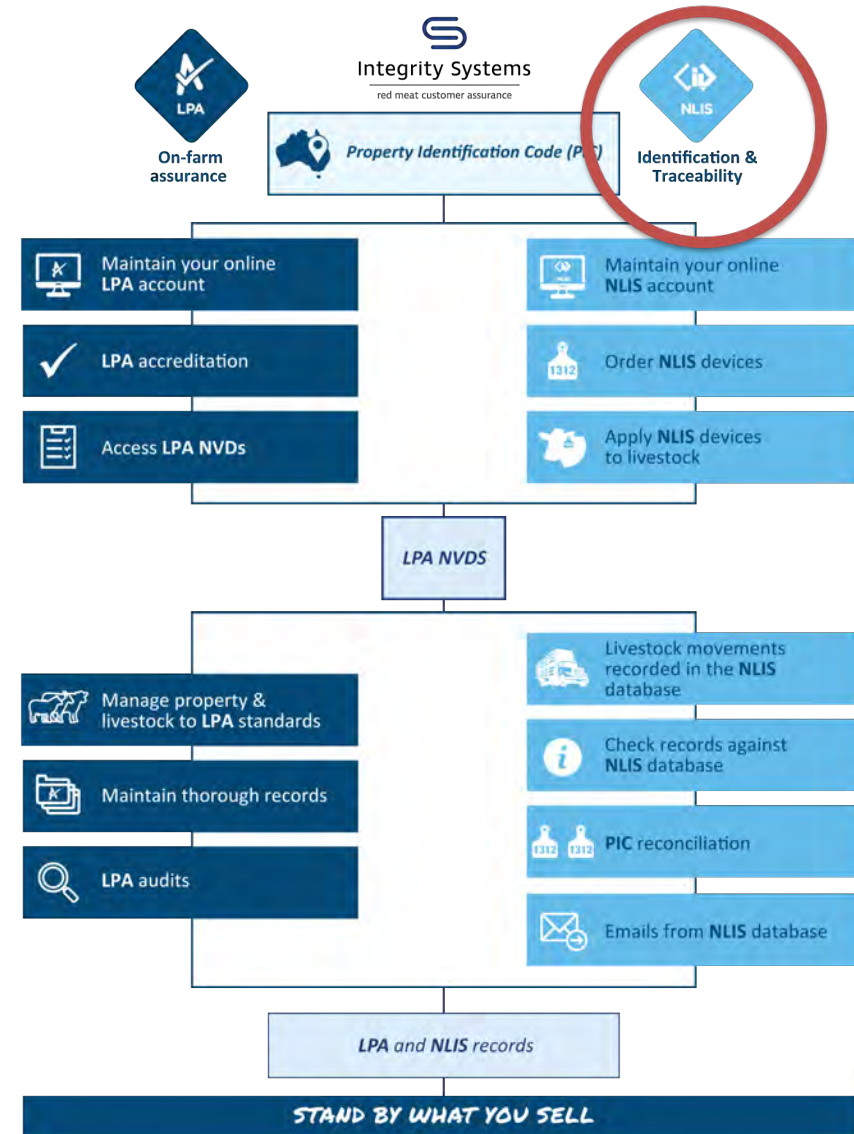
LPA – explaining what producers need to do

- ✓ Keep LPA account details up-to-date
- ✓ Maintain LPA accreditation and renew every three years
- ✓ Manage property and livestock in line with the seven LPA requirements
- ✓ Keep thorough records as evidence of livestock history and on-farm practices
- ✓ Prepare for and participate in an audit, if requested



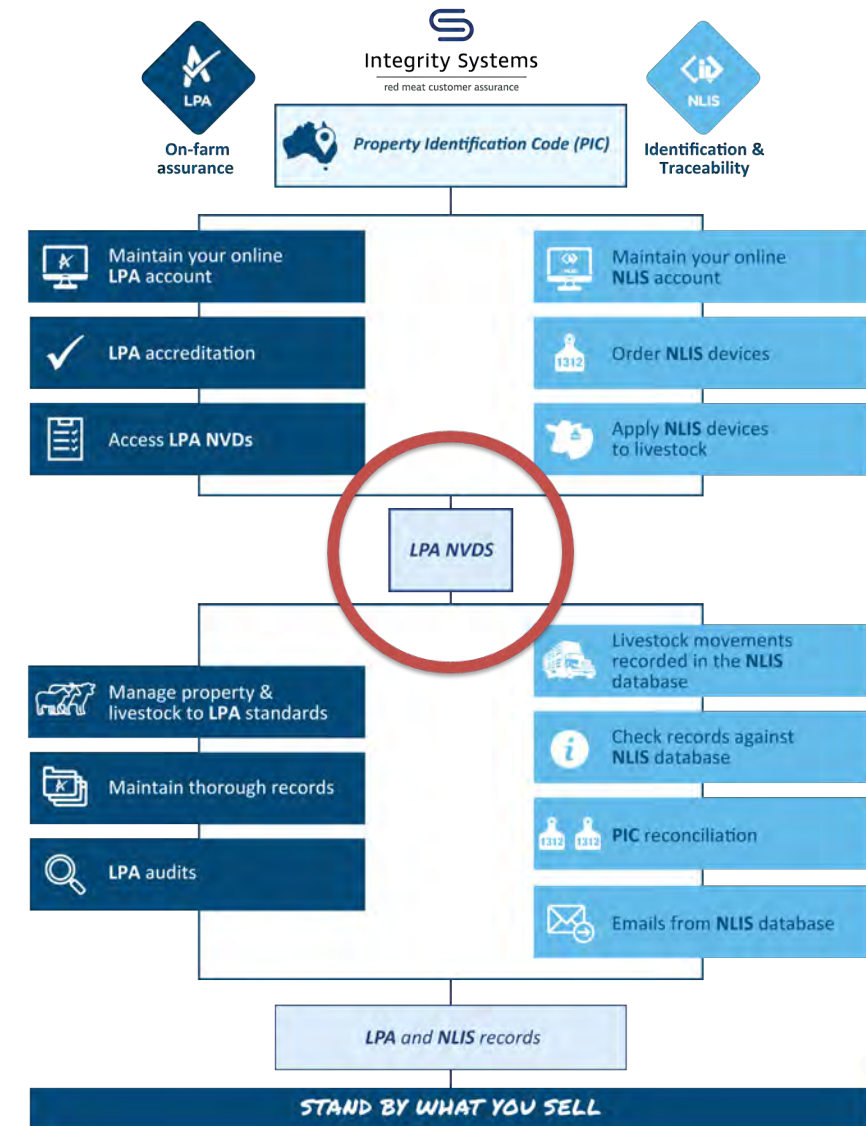
NLIS – explaining what producers need to do

- ✓ Keep account details up-to-date
- ✓ Order and use NLIS tags for every animal on their PIC
- ✓ Record movements of livestock in the NLIS database. **The timeframes for property to property transfers vary so producers need to check what is required for their state.**
- ✓ Regularly compare records to the NLIS database to ensure transfers are completed
- ✓ Do a PIC reconciliation if there are discrepancies. If an ISC notification is received, errors need to be investigated.



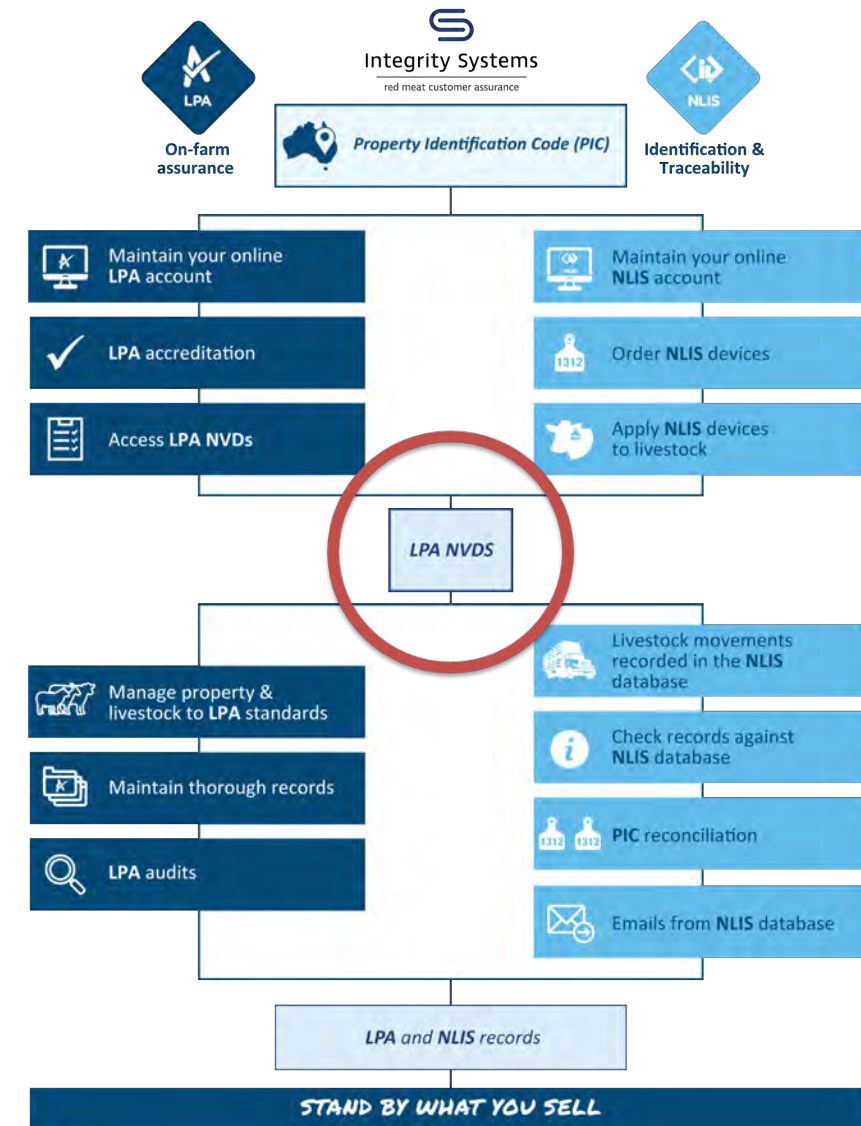
LPA NVDs – explaining what producers need to do

- ✓ Maintain LPA accreditation to access LPA NVDs.
- ✓ NVDs are a legal document. When ticking boxes on an LPA NVD, it declares their on-farm practices meet LPA requirements ... and customers' expectations.
- ✓ A tick on an NVD needs to be backed up by accurate farm records. This is a pledge that meat has been produced safely, ethically and meets biosecurity requirements – it means producers stand by what they sell.
- ✓ File completed NVDs in case of audit. NLIS transfers are part of LPA audits.



LPA NVDs – what makes them invalid?

- ✓ Handwritten NVDs are not legible
- ✓ NVDs are not completed, i.e., questions missed
- ✓ NVDs are not signed
- ✓ NVDs have both 'yes' and 'no' ticked, instead of one or the other
- ✓ The NVD form has been photocopied/replicated from a hard copy book or a sample NVD online.
- ✓ Use of white-out to correct a mistake on a form. If mistakes are made, a new form needs to be completed.





NVD



CLEAR



CORRECT



COMPLETE



Make sure it is complete and correct, so you can stand by what you sell.

Who is responsible for completing the LPA NVD?

- Part A:** The cattle owner or the person responsible for the husbandry of the cattle.
- Part B:** The livestock carrier.

Who keeps the copies?

- Top sheet:** (White) goes with the cattle to the purchaser.
- Middle sheet:** (Green) goes to the carrier.
- Bottom sheet:** (Pink) stays in the book and should be kept for auditing purposes.

How do I order copies of the LPA NVD?

- 1 Go to www.integritysystems.com.au/nvd or
- 2 Phone 1800 683 111

Where do I go for more information?

Go to www.integritysystems.com.au/lpa

Do not amend the pre-printed PIC. This NVD can ONLY be used for cattle located on this PIC.

Complete all details about the livestock, who they are consigned to and their destination. Use a separate line for each different group, split by breed and sex.

Contact receiver, agent or saleyards to find out correct destination PIC.

Only tick Yes or No in questions 1 to 8. Do not tick both.

If some of the consignment require you to tick Yes then this applies to the entire consignment.

NATIONAL VENDOR DECLARATION (CATTLE) AND WAYBILL C0720 388888888

This form cannot be used where eligibility for the EU market is required.

Part A To be completed by the owner or person who is responsible for the husbandry of the cattle.

Owner of cattle: David Grazier, Wintergreen Pastoral Co.
Property/place where the journey commenced: Wintergreen RMB 123
Description of cattle: 12 Angus Steers, 5 Hereford Heifers
Property Identification Code (PIC) of this property: NA123456
Consigned to: John Burrows, Burrows Livestock Agency
Destination (if different of cattle): Warren Saleyards
Declaration: David Grazier, Wintergreen RMB 123
Signature: David Grazier, Date: 4/5/2020

5 In the past 6 months have any of these animals been on a property listed on the ERP database or placed under any restrictions because of chemical residues?
Yes No If Yes, give details:

6 Are any of the cattle in this consignment still within a Withholding Period (WHP) or Export Slaughter Interval (ESI) as set by APVMA or SAFEEMAT, following treatment with any veterinary drug or chemical?
Yes No If Yes, give details: (Record additional details in question 9)
Deworming Pouron 29/4/2020

7 In the past 60 days, have any of the cattle in this consignment consumed any material that was still within a withholding period when harvested, collected or first grazed?
Yes No If Yes, give details:
Hot/Hot Herbicide 25/3/2020, 7/3/2020, 15/4/2020

8 In the past 42 days, were any of these cattle
a) grazed in a spray risk area; or
b) fed fodders cut from a spray drift risk area? (See Explanatory Notes for definition of spray drift risk area.)
Yes No If Yes, Date sprayed: / / 20

8 Please include any additional information below
e.g. vaccination programs, animal health certification, additional declarations, etc.
Cattle health declaration (attached), vaccinated with 5 in 1 (2 doses) as weaners

1 Have any of the cattle in this consignment ever in their lives been treated with a hormonal growth promotant (HGP)? (Use a second document for mixed consignments.)
Yes No

2 Have the cattle in this consignment ever in their lives been fed food containing animal fats?
Yes No (See Explanatory Notes)

3 Has the owner stated above owned these cattle since their birth?
Yes No If No, how long were the cattle obtained or purchased?
(If purchased at different times, list the date corresponding to the time of the most recent purchase.)
A. Less than 2 months B. 2-6 months C. 6-12 months D. more than 12 months

4 In the past 60 days, have any of these cattle been fed by-product stockfeeds?
Yes No If Yes, attach a list of the by-product stockfeeds, date when last fed and a copy of an analysis report if available.

Part B To be completed by the person in charge of the cattle while they are being moved. Completion of this part is optional in SA and VIC.

Movement commenced: / / 20 (am/pm)
Vehicle registration number(s):
I am the person in charge of the cattle during the movement and declare all the information in Part B is true and correct.
Signature: _____ Date: / / 20 Tel no. _____

If your PIC has had an Extended Residue Program (ERP) status (e.g. EW, OC or CT) in the past 6 months, tick Yes.

Do not send cattle to slaughter if they are still within Withholding Periods (WHP) or Export Slaughter Intervals (ESI). Information about ESI and WHP for all livestock species can be found at www.apvma.gov.au/ESI

Make sure you read and understand what you are signing, including that cattle must not have been fed Restricted Animal Material (RAM). An unsigned LPA NVD is invalid.

The carrier should fill in Part B.

←
A whole page of tips in the LPA NVD booklet



© Copyright Integrity Systems Company 2020. Livestock Production Assurance logo is a registered trademark of Integrity Systems Company Limited. *The LPA NVD is for cattle, sheep and lambs, EU cattle, goats, and bobby calves. Travel documents (such as waybills and travelling stock statements) are required by State Governments in Western Australia, New South Wales, Tasmania and Queensland. They are optional in South Australia and Victoria. The LPA NVD is not recognised as a legal document for stock movements in the Northern Territory.

On the Cattle NVD, producers must declare if cattle have ever been treated with HGP's in their lifetime

Destination (if different) of cattle _____ (LOCATION ADDRESS)

Destination PIC (REQ: WA & TAS) _____

NLIS devices used on these cattle Number of ear tags _____ Number of rumen devices _____

DOCUMENT TYPE _____ NUMBER _____ OFFICE OF ISSUE _____ EXPIRY DATE _____ /20

1 Have any of the cattle in this consignment ever in their lives been treated with a hormonal growth promotant (HGP)?
Yes No

2 Have the cattle in this consignment ever in their lives been fed feed containing animal fats?
Yes No (See Explanatory Notes)

3 Has the owner stated above owned these cattle since their birth?
Yes No If No, how long were the cattle obtained or purchased?
A. Less than 2 months B. 2 months to 1 year C. 1 year to 2 years D. More than 2 years

4 In the past 60 days, have any of the cattle been treated with HGP's?
Yes No



INTEGRITY INSIGHTS

Point producer to LPA Learning ...

Tips such as 'cattle treated with HGP's must be identified by a triangular ear punch'



On the Sheep NVD, producers need to check their records for the question about Scabby Mouth vaccination

NVD of the associated WA brand as listed in the description table above – Yes AND/OR

Number of electronic NLIS devices in this consignment

Hours off feed and water before transporting _____

Consigned to _____
(NAME OF PERSON OR BUSINESS)

(ADDRESS) (TOWN/SUBURB) (STATE)

Destination (if different) of sheep or lambs _____
(LOCATION ADDRESS)

Destination PIC (REQ: WA & TAS)

_____/_____/20

DOCUMENT TYPE	NUMBER	OFFICE OF ISSUE	EXPIRY DATE
---------------	--------	-----------------	-------------

1 Have these sheep or lambs been raised consistent with the rules of an independently audited QA program on the property the PIC of which is shown above?
Yes No If Yes, give details:
NAME OF PROGRAM ACCREDITATION OR LICENSE NO.

2 Have all the sheep or lambs in this consignment been treated with a Scabby Mouth Vaccination either at marking or at least 14 days prior to their presentation for sale?
Yes No

3 Were all of these sheep or lambs bred by the owner or vendor?
Yes No If No, how long ago were the sheep or lambs obtained or purchased?
A. Less than 2 months B. 2–6 months C. 6–12 months D. more than 12 months



If producers bred the livestock, tick yes

If they purchased one or more animals, they tick no then indicate the most recent date of purchase

(ADDRESS) (TOWN/SUBURB) (STATE)

Destination (if different) of cattle (LOCATION ADDRESS)

Destination PIC (REQ: WA & TAS)

NLIS devices used on these cattle Number of ear tags Number of rumen devices

DOCUMENT TYPE NUMBER OFFICE OF ISSUE EXPIRY DATE / / 20

1 Have any of the cattle in this consignment ever in their lives been treated with a hormonal growth promotant (HGP)?
Yes No

2 Have the cattle in this consignment ever in their lives been fed feed containing animal fats?
Yes No (See Explanatory Notes)

3 Has the owner stated above owned these cattle since their birth?
Yes No If No, how long were the cattle obtained or purchased?
A. Less than 2 months B. 2–6 months C. 6–12 months D. more than 12 months

4 In the past 60 days, have any of these cattle been fed by-product stockfeeds?
Yes No If Yes, attach a list of the by-product stockfeeds, date when last fed and a copy of an analyst's report if available.



With chemical or veterinary treatments, withholding periods and feed, producers need to ...

- Declare the risk
- For all questions, tick yes **or** no – not both
- Check their records to be sure



Producers need to check their records to see that **all animals have not been fed Restricted Animal Material (RAM)** products

These include animal products such as:

- Meat and offal
- Animal fats
- Blood
- Meat, bone or blood meals



5. Encourage producers to get onto NLIS and check their ERP PIC Status

5 In the past 6 months have any of these animals been on a property listed on the ERP database or placed under any restrictions because of chemical residues?

Yes No If Yes, give details:

6 Are any of the cattle in this consignment still within a Withholding Period (WHP) or Export Slaughter Interval (ESI) as set by APVMA or SAFEMEAT, following treatment with any veterinary drug or chemical?

Yes No If Yes, give details: (Record additional details in question 9)

..... / .. / 20
CHEMICAL PRODUCT DATE APPLIED WHP ESI (IF SET)

7 In the past 60 days, have any of the cattle in this consignment consumed any material that was still within a withholding period when harvested, collected or first grazed?

Yes No If Yes, give details:

..... / .. / 20 / .. / 20 / .. / 20
CHEMICAL PRODUCT DATE APPLIED GRAZING WHP DATE FIRST FED/GRAZED DATE FEEDING/GRAZING CEASED

8 In the past 42 days, were any of these cattle

a) grazed in a spray risk area; or

b) fed fodders cut from a spray drift risk area? (See Explanatory Notes for definition of spray drift risk area.)

Yes No If Yes, Date sprayed: .. / .. / 20

9 Please include any additional information below

.....

6. With **veterinary or chemical treatments**, encourage them to check whether livestock are within **Withholding Periods (WHP)** or **Export Slaughter Intervals (ESI)**



5 In the past 6 months have any of these animals been on a property listed on the ERP database or placed under any restrictions because of chemical residues?

Yes No If Yes, give details: _____

6 Are any of the cattle in this consignment still within a Withholding Period (WHP) or Export Slaughter Interval (ESI) as set by APVMA or SAFEMEAT, following treatment with any veterinary drug or chemical?

Yes No If Yes, give details: (Record additional details in question 9)

CHEMICAL PRODUCT _____ DATE APPLIED ____/____/20 WHP _____ ESI (IF SET) _____

7 In the past 60 days, have any of the cattle in this consignment consumed any material that was still within a withholding period when harvested, collected or first grazed?

Yes No If Yes, give details: _____

CHEMICAL PRODUCT _____ DATE APPLIED ____/____/20 GRAZING WHP _____ DATE FIRST FED/GRAZED ____/____/20 DATE FEEDING/GRAZING CEASED ____/____/20

8 In the past 42 days, were any of these cattle
a) grazed in a spray risk area; or
b) fed fodders cut from a spray drift risk area? (See Explanatory Notes for definition of spray drift risk area.)

Yes No If Yes, Date sprayed: ____/____/20

9 Please include any additional information below

Declaration

FULL NAME _____ FULL ADDRESS _____



Encourage producers to check their records to see if any livestock in the consignment consumed any material that was still within a withholding period



Stand by what you sell



b) fed fodders cut from a spray drift risk area? (See Explanatory Notes for definition of spray drift risk area.)

Yes No If Yes, Date sprayed: ____/____/20____

9 Please include any additional information below

Empty rectangular box for additional information.

Declaration

I FULL NAME FULL ADDRESS

ADDRESS CONT.



declare that, I am the owner or the person responsible for the husbandry of the cattle and that all the information in part A of this document is true and correct. I also declare that I have read and understood all the questions that I have answered, that I have read and understood the explanatory notes, and that, while under my control, the cattle were not fed restricted animal material (including meat and bone meal) in breach of State or Territory legislation.

Signature* Date* / /20

*Only the person whose name appears above may sign this declaration, or make amendments which must be initialled.

Tel no. Fax no.

Email.

Part B To be completed by the person in charge of the cattle while they are being moved. Completion of this part is optional in SA and VIC.

Movement commenced: ____/____/20 ____:____ (am/pm)

Vehicle registration number(s):

I am the person in charge of the cattle during the

PRINT NAME

The Declaration



Stand by what you sell

PART B

TO BE COMPLETED BY THE LIVESTOCK CARRIER



**Producers
should not let
the truckie
leave
without filling
out this section**

Signature* _____ Date* _____ / ____ / 20

*Only the person whose name appears above may sign this declaration, or make amendments which must be initialled.

Tel no. _____ Fax no. _____

Email _____

**Part B To be completed by the person in charge of the cattle while they are being moved.
Completion of this part is optional in SA and VIC.**

Movement commenced: _____ / _____ / 20 _____ : _____ (am/pm)

Vehicle registration number(s)*: _____

I _____ am the person in charge of the cattle during the
FULL NAME
movement and declare all the information in Part B is true and correct.

Signature _____ Date _____ / ____ / 20 Tel no. _____

*When more than one truck is carrying the cattle, other vehicle registration numbers are to be recorded.





Mixed consignment?

Be aware producers can **divide stock into groups** based on their history, and **do more than one NVD**

... as long as animals can be **identified and separated**



Faster, easier, new eNVD system

- More accurate than paper
- Reduces time and duplication spent completing livestock assurance and health declarations
- Reduces the cost of storing and retrieving historical consignments for auditing, reporting and administrative purposes
- Producers don't need to wait for new NVD books to arrive



Integrity Insights – NVDs

Tips to give producers for filling out NVDs on the go ...

- Encourage producers to fill out as much as they can before going to the yards
- Order their new books early or use the eNVD ... don't get caught short!
- Keep their LPA records up-to-date so the information to enter is ready to go.
- File the NVD ... keep a copy as part of their records
- Check the NLIS database to ensure transfers have occurred



Integrity Insights – NLIS

Tips to give producers for checking the database ...

www.integritysystems.com.au/techtips

Need help navigating the NLIS database?
ISC has a series of detailed Tech Tips files.

Stay tuned for a new ‘how-to’ series
coming soon ...



Tech Tips

NLIS DATABASE

Feedlot Producer System Administrator Third party



September 2017

PIC Reconciliation by file upload

1. What is a PIC reconciliation?
2. Why do a PIC reconciliation?
3. How do I perform a PIC reconciliation?
4. How do I create a file for a PIC reconciliation?

1. What is a PIC reconciliation?

A PIC Reconciliation is a stocktake of all electronic cattle devices on a property. This process identifies discrepancies between the **total** number of electronic devices **physically on** a property, and the number of electronic devices **registered to** that property (PIC) on the NLIS Database. At the end of the

INTEGRITY INSIGHT

Check the NLIS database whenever transfers have been completed to ensure the numbers are correct ... it can save a lot of time rather than correcting mistakes later.



Stand by what you sell



Integrity Insights - LPA

Tips to give producers on record keeping ...



Download free templates from ISC's website - search for 'LPA record keeping templates' → These include all the details that must be recorded.

Encourage producers to order a free printed copy before 30 June 2021 through their LPA Account online lpa.nlis.com.au or Call 1800 683 111.

Templates required to maintain your LPA Records

Property Risk Assessment

[Property risk assessment template](#)

[More information](#)

Safe and responsible animal treatments

[Animal treatment recording template](#)

[Chemical inventory recording template](#)

[More information](#)

Stock foods, fodder crops, grain and pasture treatments

[Crop pasture paddock treatment recording template](#)

[Grain and fodder treatment recording template](#)

[Introduced stock feed recording template](#)

Preparation for dispatch of livestock

[Preparation of livestock for dispatch recording template](#)

[Is the animal fit to load?](#)

[More information](#)



Integrity Insights - LPA

Record keeping ... practical tips to gather the base info

There is no perfect formula for record keeping! Here's some ideas to make it easier ...

- Ask your supplier to add the agchem/vet product batch number and expiry date to the invoice for your livestock treatment records
- Use your phone! Take photos of info on the box and file it with your livestock records
- When purchasing fodder (hay or grain) download a copy of a Commodity Vendor Dec (CVD) and ask the supplier to fill it in.



Integrity Insights - LPA

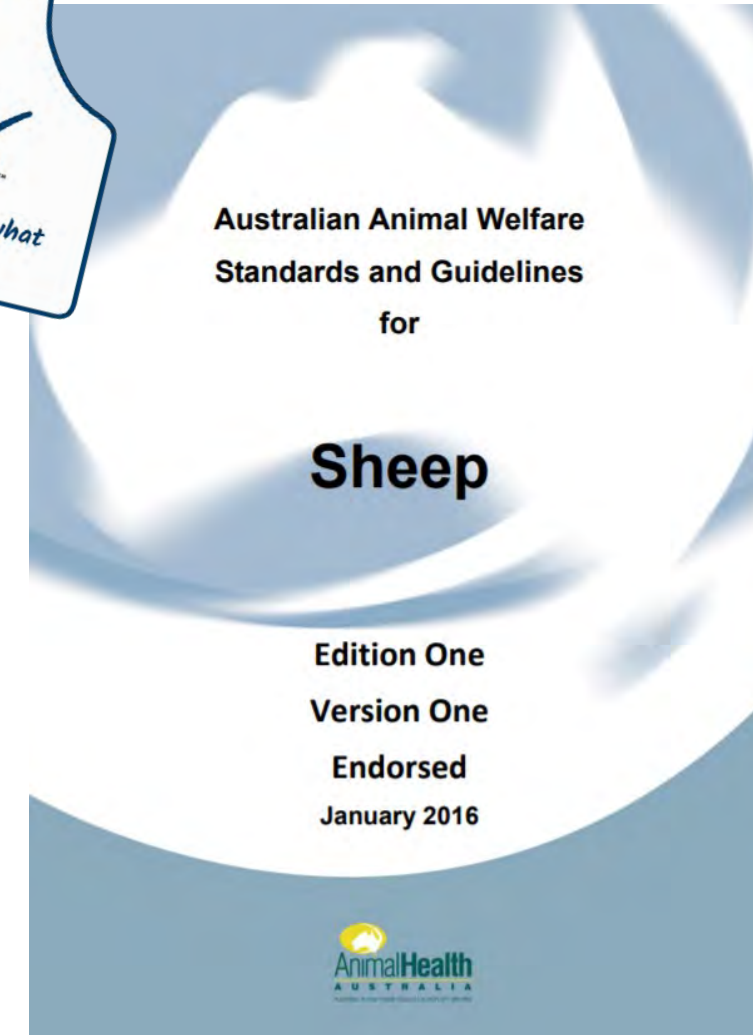
Tips for producers on audits ...

- Message from ISC is 'don't panic, audits are about identifying areas for practical on-farm improvement'
- As auditors, producers are expecting a review ... but also tips on how to improve what's required



INTEGRITY INSIGHT

#DYK ... you need a copy of the Australian Animal Welfare Standards and Guidelines on-hand for your LPA audit? → Download it and save it so all your team members can access it!
www.animalwelfarestandards.net.au





Integrity Systems

red meat customer assurance

Integrity Insights

Tips for guiding producers ...



- Need help confirming a consignment does not have high risk animals?
- Download ISC's 'How to use early warning status (for saleyards) fact sheet'
- Has step by step approach to 'ERP PIC status' report and 'Device status enquiry' by checking the NLIS Database
- Links included to this resource and more in the post-webinar email

How to use the Early Warning status (for saleyards)

Early Warning (EW) is a status within the National Livestock Identification System (NLIS) database that is automatically assigned to a **property** carrying a high-risk animal or animals.

The EW status does not identify what the status is for, or which specific animals are high-risk.

The EW status helps monitor and manage food safety and biosecurity risk along the entire supply chain.

It is the vendor's responsibility to disclose any risk associated with animals for sale in a particular consignment.

It is the buyer's responsibility to assess any risks associated with the purchase of livestock and to determine whether or not they will accept those risks. Ask the vendor or agent selling the stock to confirm that a consignment does not include any high risk animals.

To ensure they are aware of any high-risk animals in a particular consignment prior to purchase, buyers should follow these three steps:

Check the status of the PIC, or ask the agent to do so

or

Request a pre-sale catalogue from the selling agent which *may* outline any EW statuses

Step 1

1. Enter your NLIS user ID and password and click **LOG IN**
2. Select **Cattle** as your livestock type
3. Select **Search the PIC register** and click **Go**

Login to the database at www.nlis.com.au

NLS User ID:

Forgot your NLS User ID?

Password:

Forgot your password?

LOG IN

Stay logged in

OR

Log in with **myia**

What's my MLA?

Which livestock do you want to work with?
I want to work with: **Cattle**

What do you want to do today?

- Home select
- Account management
- Change my type of livestock
- View/Hide my account details
- Notify the database of:
- Device status
- Livestock moved off my property
- Livestock moved onto my property
- MLC-based transfers
- PIC registration
- Register tags
- Signed livestock
- Transfer connection
- Reports
- Audit property boundaries and registers
- Class enquiries
- Generate feedback alerts
- Search the PIC register**
- View devices on my property
- View tag/report results

If you cannot see the reports on the home page, select **View/generate all reports** and click **Go**.



More information

WEB

www.integritysystems.com.au



EMAIL

Integrity Matters

NLIS, LPA, NVDs – news and information




New versions of LPA NVDs now available

New LPA NVDs for all species NOW AVAILABLE

Current versions accepted until 31 DECEMBER 2020
New versions only (0720) from 1 JANUARY 2021

STAND BY WHAT YOU SELL



New versions of LPA NVDs for all species are now available, identified by version number 0720.

[READ MORE](#)

SOCIAL & DIGITAL



Facebook
[@integritysysco](https://www.facebook.com/integritysysco)



Twitter
[@integritysysco](https://twitter.com/integritysysco)



YouTube
Integrity Systems
Company



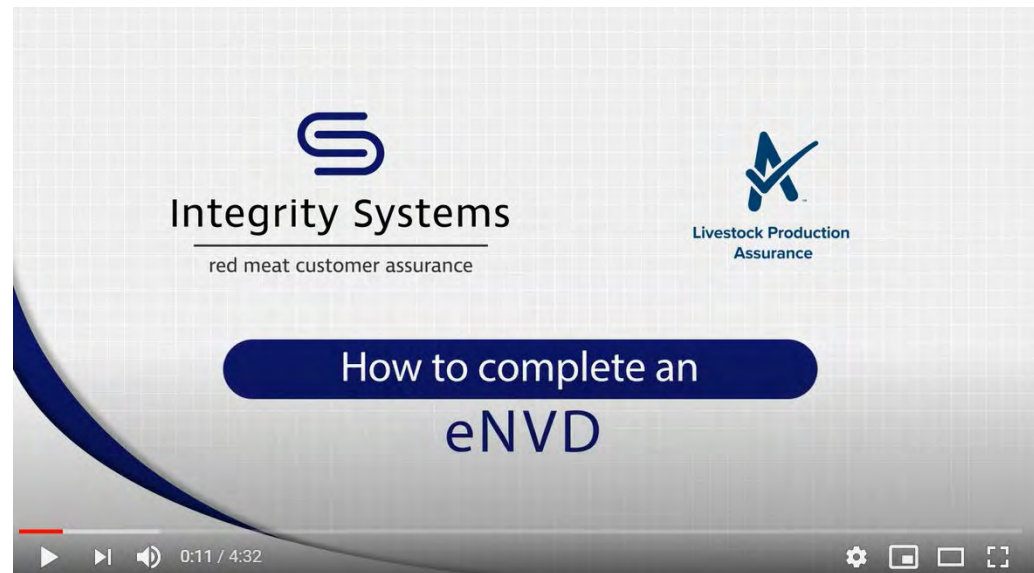
Stand by what you sell



More information

TOOLS AND RESOURCES

- ✓ Integrity videos
 - Filling out NVDs
 - How to complete an eNVD
- ✓ How to animations
- ✓ LPA Learning
- ✓ FAQs
- ✓ Fact sheets
- ✓ Record keeping templates
- ✓ Help desk – 1800 683 111



Sign up to myMLA for one account, one password

Get started at: www.mla.com.au/mymla



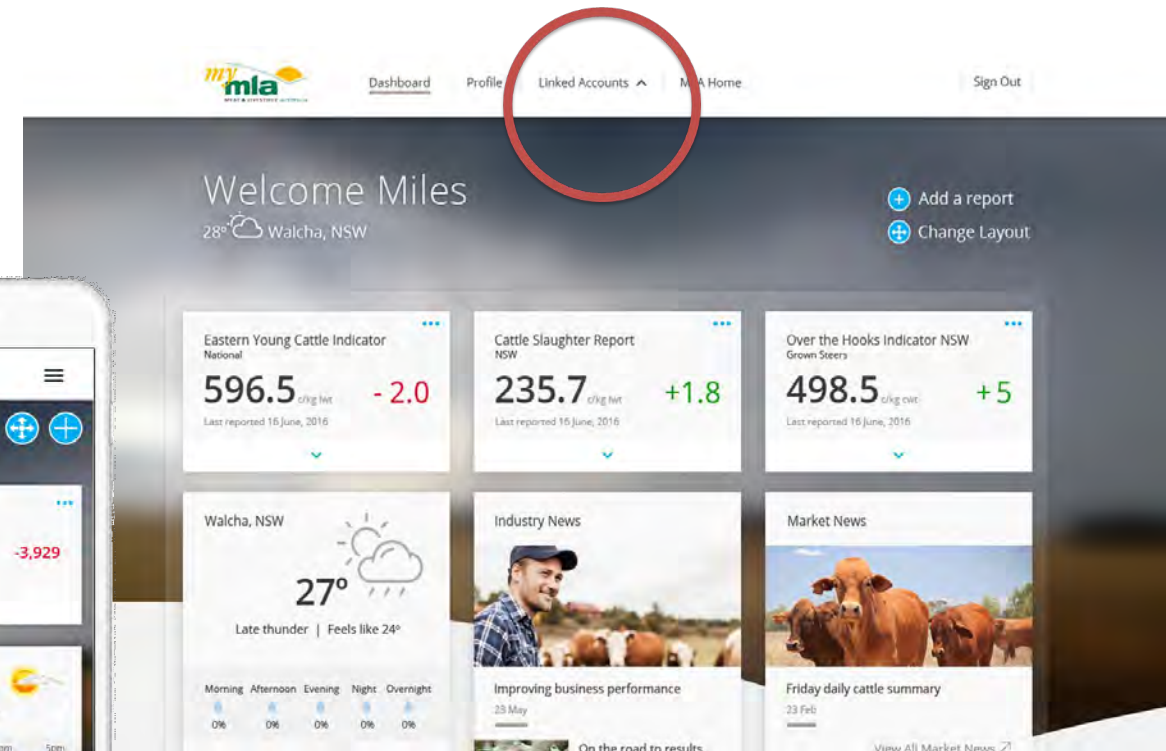
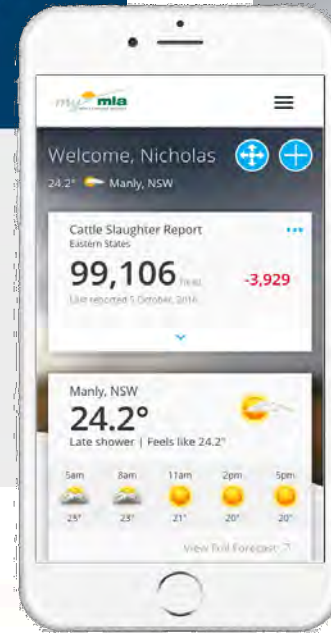
Integrity Systems
red meat customer assurance

Too many passwords?
Sign up to myMLA to access all your accounts and market information in a customised dashboard.

SIGN UP NOW



myMLA
MEAT & LIVESTOCK AUSTRALIA



Disclaimer ...

It's a declaration, neither of us can do it for producers but we can help them to stand by what they sell ...

Care is taken to ensure the accuracy of the information contained in this publication. However MLA cannot accept responsibility for the accuracy or completeness of the information or opinions contained in the publication. You should make your own enquiries before making decisions concerning your interests. MLA accepts no liability for any losses incurred if you rely solely on this publication.

Information contained in this publication is obtained from a variety of third party sources. To the best of MLA's knowledge the information accurately depicts existing and likely future market demand. However, MLA has not verified all third party information, and forecasts and projections are imprecise and subject to a high degree of uncertainty.

MLA makes no representations and to the extent permitted by law excludes all warranties in relation to the information contained in this publication. MLA is not liable to you or to any third party for any losses, costs or expenses, including any direct, indirect, incidental, consequential, special or exemplary damages or lost profit, resulting from any use or misuse of the information contained in this publication.

Full terms of use at www.mla.com.au



Stand by what you sell



Thank you
ANY QUESTIONS?



www.integritysystems.com.au
info@integritysystems.com.au
1800 683 111



Stand by what you sell

