



# Integrity Systems

red meat customer assurance

LIVESTOCK DATA LINK: TECH TIPS

## Understanding your data: Animal disease and defect



- 1 What is Livestock Data Link?
- 2 Why is animal disease and defect feedback important?
- 3 How can LDL help reduce losses due to animal diseases and defects?
- 4 How do you get animal disease and defect feedback using LDL?

### 1. What is Livestock Data Link?

Livestock Data Link (LDL) is an online program that enables the timely sharing of carcase information between processors and their producers with the aim of optimising supply chain performance.

LDL uses carcase data from the National Livestock Identification System (NLIS), Meat Standards Australia (MSA) and the Central Animal Health (CAH) databases. On-going research and development activities will expand the number of data sources LDL has access to in the future.

### 2. Why is animal disease and defect feedback important?

Animal diseases and defects mostly affect meat and offal, and sometimes the entire carcase, resulting in these products being condemned. MLA research indicates meat and offal condemnments cost the beef processing sector between \$11.8m and \$50m per year. Similarly, research into small stock (sheep, lambs, and goats) shows that over \$110 million is lost annually through 10 common conditions found during processing. It is also estimated the on-farm sector bears 86% of the cost.

### 3. How can LDL help reduce losses due to animal diseases and defects?

Beef and sheepmeat producers can access disease and defect feedback and reports via LDL. These reports show conditions recorded at post-mortem inspections. Data is available thanks to industry projects such as the [National Sheep Health Monitoring Project \(NSHMP\)](#) and [Enhanced Abattoir Surveillance Program \(EASP\)](#).

Some producers can also access disease and defect feedback from data directly uploaded to LDL by participating processors.

Giving producers access to animal disease and defect feedback enables:

- Proactive disease prevention and management.
- Accurate differentiation between losses from health conditions and production issues.
- Opportunity to improve your bottom line.

#### 4. How do you access animal disease and defect feedback using LDL?

Start by creating an account. To do this, you need your NLIS user ID and password, then head to [ldl.mla.com.au](http://ldl.mla.com.au) and follow the prompts to register your account. You need to create an account in LDL before you can link it to your MyMLA account.

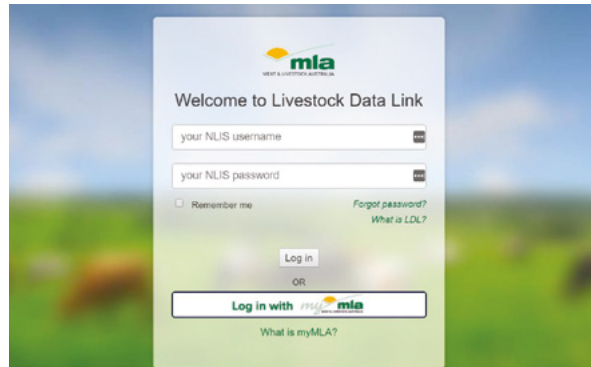
If you don't already have an account with NLIS, you will need to set one up first. Please go to [nlis.com.au](http://nlis.com.au) for more information.

Even if you only breed or consign sheep, and have never previously held an NLIS account, you may still have data available in LDL.

ONCE YOU HAVE CREATED YOUR LDL ACCOUNT:

### Step 1

Go to [ldl.mla.com.au](http://ldl.mla.com.au) and enter your NLIS User ID and password and click 'Login'. This will take you to the LDL dashboard. Alternatively, if you have linked your LDL account in MyMLA, enter through here.



### Step 2

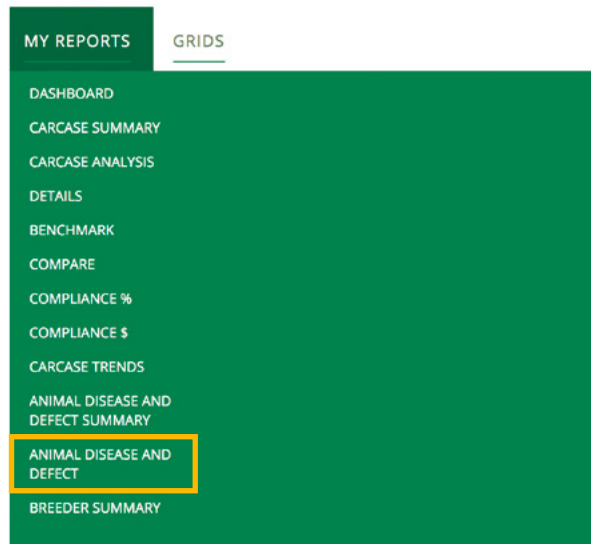
You can access the animal disease and defect reports of recent consignments by clicking the 'View' option for each consignment in the Animal disease and defect table on the dashboard. Example highlighted in yellow.

You can also access them by clicking on the 'My Reports' tab on the toolbar and then selecting 'Animal Disease and Defect' from the drop-down menu (highlighted in yellow).



### Animal Disease and Defect

Kill Date	Processor location	Number of head	
06-02-2020		Gundagai	498 <span style="border: 1px solid yellow; padding: 2px;">View</span>



## Step 3

Both will take you to the Animal disease and defect page, which includes the assessment and inspection summary for each consignment and any conditions found.

LDL presents a table and graph of the most common disease conditions. In the table, each condition (highlighted in yellow) is linked through to the 'Solutions to Feedback' library where information on the general description, cause, clinical signs, diagnosis, treatment and prevention, as well as further reading, can be found.

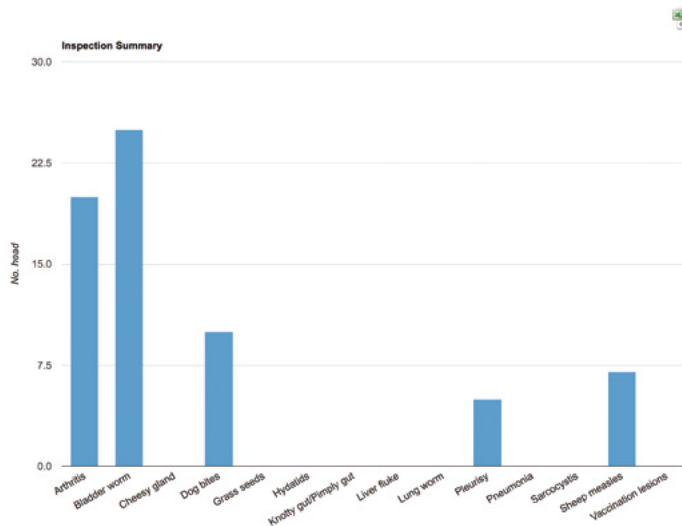
### Animal Disease and Defect

Assessment Summary

Headline Statistic	
Number killed	498
Number inspected	498
Instances of health conditions	67

Inspection Summary

Health Condition	No. head	% infected
Arthritis	20	4.02
Bladder worm	25	5.02
Cheesy gland	0	0.00
Dog bites	10	2.01
Grass seeds	0	0.00
Hydatids	0	0.00
Knobby gut/Pimply gut	0	0.00
Liver fluke	0	0.00
Lung worm	0	0.00
Pleurisy	5	1.00
Pneumonia	0	0.00
Sarcocystis	0	0.00
Sheep measles	7	1.41
Vaccination lesions	0	0.00



## Step 4

For information on other animal diseases or defects identified in a consignment, click on the CSV button at the top right, this will download an excel spreadsheet with more information. This format can be uploaded to some farm management and other software.

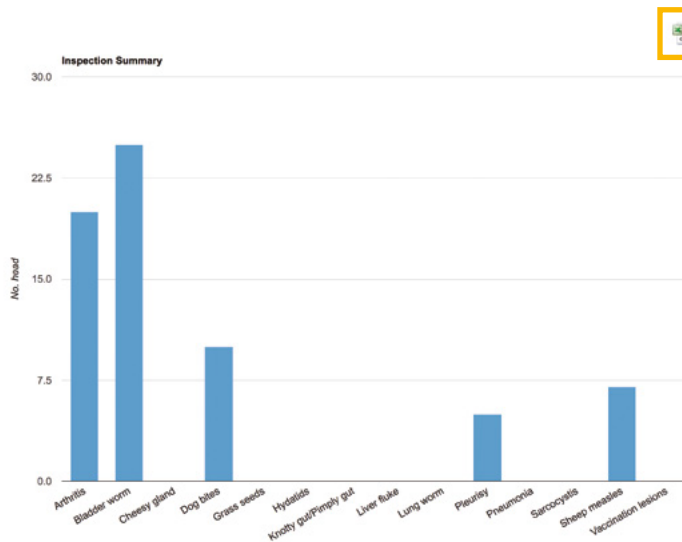
### Animal Disease and Defect

Assessment Summary

Headline Statistic	
Number killed	498
Number inspected	498
Instances of health conditions	67

Inspection Summary

Health Condition	No. head	% infected
Arthritis	20	4.02
Bladder worm	25	5.02
Cheesy gland	0	0.00
Dog bites	10	2.01
Grass seeds	0	0.00
Hydatids	0	0.00
Knobby gut/Pimply gut	0	0.00
Liver fluke	0	0.00
Lung worm	0	0.00
Pleurisy	5	1.00
Pneumonia	0	0.00
Sarcocystis	0	0.00
Sheep measles	7	1.41
Vaccination lesions	0	0.00



Find out more

Once you have access to LDL, you can access answers to frequently asked questions and user manuals, on the support page, accessible by clicking the 'Support' tab on the top right-hand corner of the page.

You can also get more information by visiting [integritysystems.com.au/ldl](http://integritysystems.com.au/ldl), emailing [ldl@integritysystems.com.au](mailto:ldl@integritysystems.com.au) or calling 1800 654 743.

