

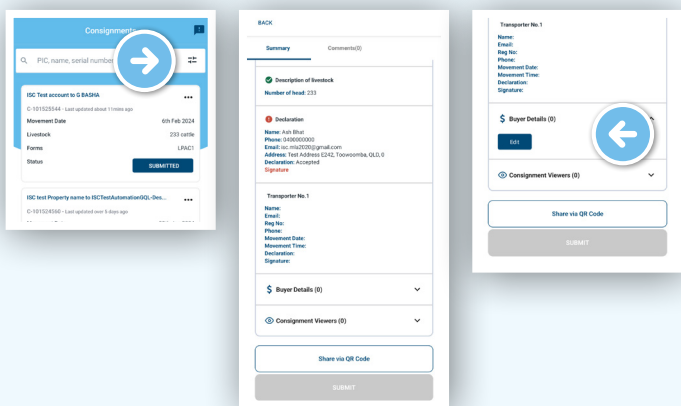
eNVD app: buyers / splitting consignments



The updated eNVD system enables a saleyard or agent to split a single consignment between multiple buyers, allowing different numbers of head to be assigned to individual buyers. This is especially helpful during sales when the buyer is looking to buy selected livestock rather than an entire pen.

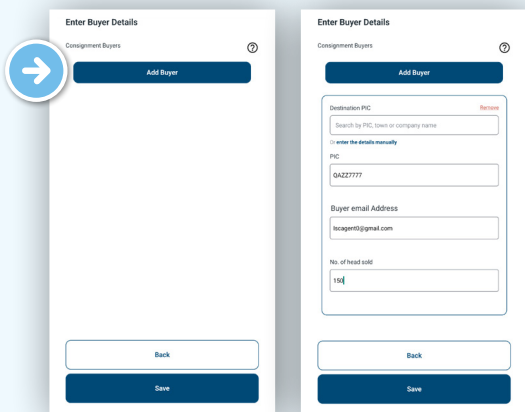
To add or remove buyers, you must have an agent or saleyard NLIS account.

1 To add buyers to a consignment, select the consignment from the list in the **'View'** tab and tap to open the Summary screen. Scroll to the bottom and tap to open the **'Buyer Details'** section, then tap **'Edit'**.

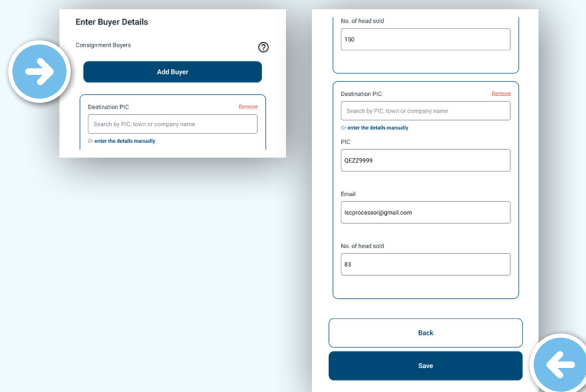


2 Tap **'Add Buyer'**, then complete the details:

- Destination PIC - This field is mandatory, with the ability to search for a PIC or enter details manually.
- Buyer email – this field is optional. If you want to allow another party access to the consignment, e.g. a retailer, brand owner or agistee, who is not related to the destination PIC, you can add their email in the **Buyer email Address** field.
- Number of head sold – this field is mandatory.

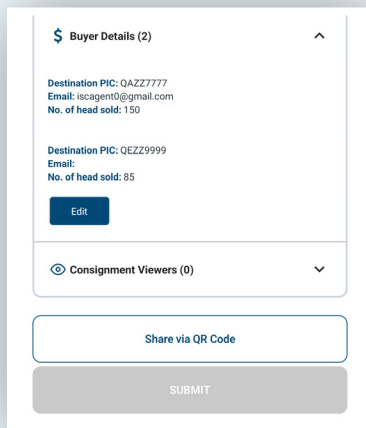


3 To add additional buyers, tap **'Add Buyer'** at the top of the screen and input the details. When you have finished, tap **'Save'**.



***NOTE:** you must check carefully that the total number of head allocated to buyers equates to the total number of head for the consignment.


4 You can easily view the buyers you have assigned stock to under the **'Buyer Details'** heading on the consignment summary page. The number next to the heading indicates the number of buyers assigned to that eNVD.



5 To remove a buyer, tap **'Remove'** in the top right-hand corner.

VIEWING CONSIGNMENTS AS A BUYER

When a buyer has been added to a consignment, they are only able to view the consignment details relevant to them. This is shown in the consignment list, as **'Livestock Bought'** and on the consignment summary under **'Your Buyer Details'** section. No other buyer details are shown.

 For more information and support on the eNVD Livestock Consignments app, visit www.integritysystems.com.au/envd-help or contact ISC Customer Service on 1800 683 111.

NOTES:

When your myMLA registered email is added as a 'buyer email' on a consignment, or a PIC that you are linked to is added as a 'Destination PIC' on a consignment, you are granted access to view the consignment as a Buyer. To switch to the 'Buyer' account, move between the cards at the top of the eNVD app home screen.

