



Integrity Systems

red meat customer assurance

# Get biosecurity ready for show day

Livestock producers have a responsibility to maintain high biosecurity standards to minimise the risk of infectious diseases being introduced or spread.

## Your biosecurity responsibilities

Minimise the risk of infectious diseases being introduced or spread between your livestock and others.



Have a formal, documented Farm Biosecurity Plan for each Property Identification Code (PIC)



Ensure all livestock have a known health status



Regularly inspect livestock for signs of ill health or disease



Keep records of all livestock movements



Isolate livestock (usually 24-48 hours) when arriving at and after returning from an event

## Traceability



Complete a National Vendor Declaration (NVD) or waybill when moving livestock off your PIC



Tag all livestock with National Livestock Identification System (NLIS) accredited devices



NLIS transfer must be completed for livestock that are moved off PIC



Include the event site's PIC on your documentation




## GET A LPA eNVD TODAY!

- ✓ Free to use
- ✓ Answer questions once
- ✓ Securely store documents
- ✓ Always use the latest NVD versions
- ✓ Available when there is no internet



Download on the App Store



GET IT ON Google Play

## More information

Contact your state or territory authority for more information on your integrity requirements when transporting livestock to and from an agricultural show or exhibition.

[www.integritysystems.com.au](http://www.integritysystems.com.au) • 1800 683 111





Integrity Systems

red meat customer assurance



Producer

# How to consign livestock to a show or exhibition

01



Download the eNVD app and login using your myMLA account details

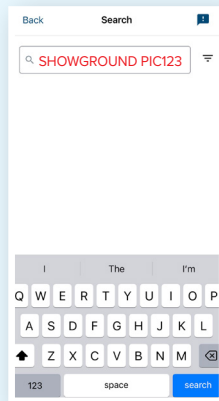
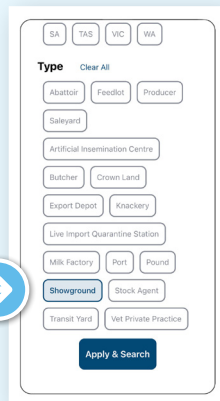


02



Confirm the event site is ready to receive digital consignments

Search the PIC registry using the filters. If the destination does not appear, contact them to find out their PIC:



### Want to create an eNVD but your receiver is not ready?

Follow the steps below:

- Open the app, tap 'view' in the bottom menu to navigate to 'submitted consignments'
- Tap the three dots at the top right corner of the consignment you wish to share
- From the menu list of options, tap 'share consignment' and send as a link via email or SMS
- The consignment will be exported and shared as a PDF file.

03



Create and complete your consignment in the app

Need help? Refer to ISC resources online.



*find out more here*

For more information visit [integritysystems.com.au/envd-app](https://integritysystems.com.au/envd-app) or contact 1800 683 111.

